

items inside

items outside

My Current Signs

(Latest of any page changes: 5/19/24)
(Each page has its own change date.)

Don't forget!

Bring in your

PHOTO ID

Hung on entrance door to voting enclosure.

Get in the line

per the **first letter**

of your **last name**

Used to direct voters to the appropriate Registration Table "Wait Here" line.

Ballot Table Waiting Area

⇒ ⇒ ⇒ ⇒

Use only if another voter is being served; otherwise go directly to the Ballot Table

If you must wait, please stand behind the blue line

Placed beside the Ballot Table Waiting Area.




Sign on a file jacket for placement over the top of a standard BOE sign stand. A duplicate of the sign is on the other side of the jacket. The red arrow points to the red painters tape arrows along the floor path. The stand is placed at the start of the path from the voting booths to the Tabulator.

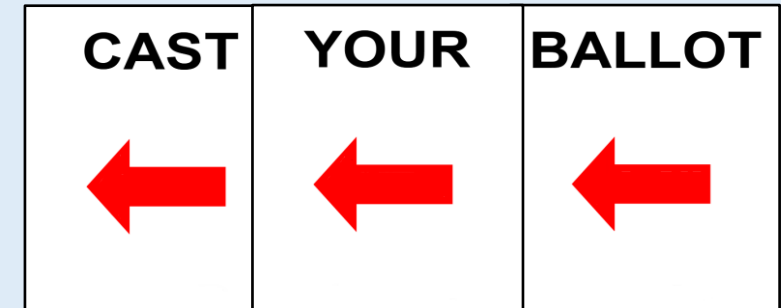
- Insert ballot in slot by arrows (ANY orientation works)
- Then **WAIT** until your ballot status is displayed:
 - ⇒ "Your ballot has been counted." (good!)
 - or
 - ⇒ An error screen with actions you can take

Hung from the Tabulator lid.

Slide ballot into this slot



Placed on the Tabulator tray to cover a small slot, which is used only for narrow ExpressVote ballots. The arrow points to the larger slot, used for the wider, regular ballots.



Large, three-panel, very visible sign hung on a chair at the turn in the path from the voting booths area to the Tabulator.

My Current Signs



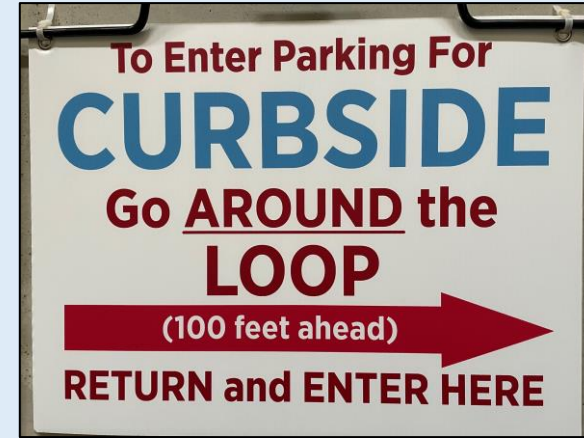
Metal (24" x 24") "No Left Turn" (NLT) sign, used to tell drivers not to try to make a 180-degree turn into the curbside parking area entrance.

This sign is hung on an A-frame near the entrance to the curbside parking area. Also hung on this frame is a standard BOE "Curbside Voting" sign, facing in the opposite direction; I added a red arrow below it. See the picture at the right.

The A-frame is perpendicular to the traffic lanes beside the curbside parking area to make the NLT show what turn is not allowed.



Laminated arrow on back of my "No Left Turn" metal sign, visible below the BOE "Curbside Voting" sign hung on the same A-frame. The arrow points to the entrance to the curbside voting area.



Sign is hung on an A-frame and placed near the "No Left Turn" A-frame. This A-frame is oriented parallel to the traffic lanes beside the curbside parking area to make the sign easy to read from a car. This is a corrugated plastic sign and was supplied by the BOE.



Hung on the curbside stand, below the doorbell button. Now put in a Ziploc bag.



Laminated arrow on back of BOE "Go AROUND the LOOP" A-frame sign. The arrow points to the curbside stand.



These two laminated signs are hung (stacked as shown) on some otherwise unused A-frame. The stand is placed on or near the sidewalk across from the doorbell stand. The arrows point to the curbside stand.

My Current Signs



Sign and rod hung on the school's carpool traffic cones, as shown in the picture below.



Laminated sign placed on the back of the Chief Judge's car to indicate it is parked legally at the end of the curbside area.

NO PARKING
Space Is Used for Curbside Voting Exit

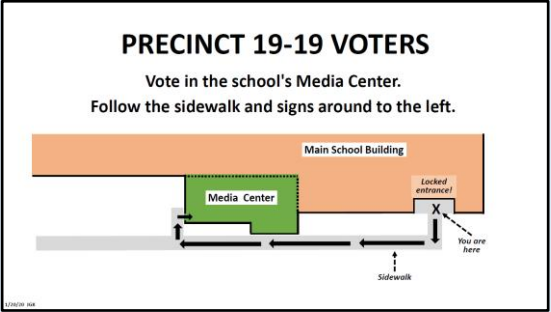
Placed on an A-frame to keep people from parking in a place for which we have no cones. The sign is laminated.

The Polls Are Now
CLOSED

Hung on the entrance door to the voting enclosure at 7:30 P.M. The sign is laminated.



Used white vinyl tape to make arrowheads bigger on these BOE H-frame signs.



Hung on the school's main door to direct voters to the correct door for the voting enclosure. The sign is laminated.

Please leave umbrellas here

Dry yourself as much as possible.

Avoid getting water on the carpet, library books, voting booths, or ballots.

Placed by the Rain Table.

My Current Signs

These are some of the signs I put along Granite Falls Blvd. For the location of all such signs, see [https://jgkhome.name/WakeBOE/Sanford Creek Elementary Signs.pdf](https://jgkhome.name/WakeBOE/Sanford_Creek_Elementary_Signs.pdf)




Used blue vinyl tape to underline "NOT" on a large BOE H-frame sign. Placed at two "gotcha" entrances along Granite Falls Blvd.




Paper "0.6 Miles" signs are taped on both sides of a standard BOE vinyl "Polling Place" sign to show the distance to the polling place on our long, winding road. Also done for a "0.3 Miles" sign.

See [http://jgkhome.name/WakeBOE/Sanford Creek Elementary Lot Signs.pdf](http://jgkhome.name/WakeBOE/Sanford_Creek_Elementary_Lot_Signs.pdf) and [http://jgkhome.name/WakeBOE/Sanford Creek Elementary Curbside Parking.pdf](http://jgkhome.name/WakeBOE/Sanford_Creek_Elementary_Curbside_Parking.pdf) for locations of the signs at SCES which are outside the Voting Enclosure.

Some Other Items




Pocket folders used to distribute items to various areas during Monday Setup.



Binders (notebooks) used for BOE documents and for my material.



Clipboards and various kinds of tape. I supply wide and narrow tan masking tape and narrow red painters tape. The BOE supplies wide and narrow blue painters tape and duct tape.



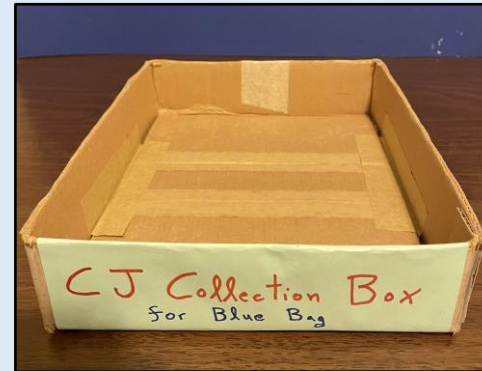
File jackets for placement over the top of Registration Table sign stands. A sheet of paper is taped to each file jacket and letters are written on the paper. This allows much larger letters to be displayed. This is needed since the ends of the RT wait lines are far from the RT tables and the signs on those tables.



Bankers box used for hauling miscellaneous items. Two of these boxes are used.



Boxes used after poll closing to collect my signs, file jackets, pocket folders, and the signed Quick Guides.



Box used after poll closing to collect material for the "Reconciliation Items" blue bag.